

PINNACLE LUMBAR ORTHOSIS

Breg's new Pinnacle lumbar braces are designed for patients who want support throughout recovery and those who want a sleeker look as they return to daily activities.



Features of our Pinnacle lumbar orthosis include:

Super-soft, simulated suede for patient comfort and a polished aesthetic

Ultra-breathable reticulated foam liner padding

Non-stretch belts with enclosed vertical stiffeners enhance control and reduce distortion and bunching



Repositionable lordosis pads (provided with brace)



Opening in back pad, eliminating irritation and allowing for easier access to incision site

Pinnacle LO 627/642



Pinnacle LSO 631/648

Additional support up to T9 vertebra



Pinnacle LSO 637/650

Additional lateral supports



Pinnacle LSO 639/651

Adjustable height xiphoid extension



Rigid anterior plate supports from symphysis pubis to xiphoid process

Common examples of use for lumbar orthosis

- Post-operative Support
- Fracture management
- Post Laminectomy Syndrome
- Spondylolisthesis
- Decompressive Procedures
- Chronic Low Back Pain
- Deconditioned Trunk Musculature
- Spinal Stenosis
- Sprains / Strains
- Radiculopathy
- Spondylosis
- Bulging / Herniated Disc
- Degenerative Disc Disease
- Severe DJD
- Facet Syndrome
- IDET Procedures
- SI Dysfunction
- Sacroiliitis

Pinnacle LO 627/642


SP20627-000



Size	1	2	3	4	5	6	EXT.
Waist Size	66.0–81.3cm 26" – 32"	78.7–94.0cm 31" – 37"	91.4–109.2cm 36" – 43"	106.7–124.5cm 42" – 49"	121.9–139.7cm 48" – 55"	137.2–152.4cm 54" – 60"	152.4cm+ 60" +

Pinnacle LSO 631/648

SP20631-000




+ Additional support up to T9 vertebra

Size	1	2	3	4	5	6	EXT.
Waist Size	66.0–81.3cm 26" – 32"	78.7–94.0cm 31" – 37"	91.4–109.2cm 36" – 43"	106.7–124.5cm 42" – 49"	121.9–139.7cm 48" – 55"	137.2–152.4cm 54" – 60"	152.4cm+ 60" +

Pinnacle LSO 637/650

SP20637-000




+ Additional lateral supports
(provided with brace)

Size	1	2	3	4	5	6	EXT.
Waist Size	61.0–76.2cm 24" - 30"	73.7–88.9cm 29" - 35"	86.4–104.1cm 34" - 41"	101.6–119.4cm 40" - 47"	116.8–134.6cm 46" - 53"	132.8–147.3cm 52" - 58"	147.32cm+ 58" +

Pinnacle LSO 639/651

SP20639-000



+ Adjustable height xiphoid extension

+ Rigid anterior plate supports from symphysis pubis to xiphoid process



Size	1	2	3	4	5	6	EXT.
Waist Size	55.9 - 71.1cm 22" - 28"	68.6 - 83.8cm 27" - 33"	81.3 - 99.1cm 32" - 39"	96.5 - 114.3cm 38" - 45"	111.8 - 129.5cm 44" - 51"	127.0 - 142.2cm 50" - 56"	142.2cm+ 56" +

PINNACLE TLSO LUMBAR ORTHOSIS

Breg's new Pinnacle TLSO brace is designed for patients who want support throughout recovery and those who want a sleeker look as they return to daily activities.



Features of our Pinnacle TLSO orthosis include:

Over-the-shoulder or under-arm strap configurations

Ability to convert to LO 627


High-end, simulated suede material for a polished aesthetic

No-tool-required anterior thoracic extension adjustment

Easy-grip application strap

Pinnacle TLSO 464

SP20464-000



Common examples of use for TLSO braces

- Post-operative Support
- Fracture Management
- Decompressive Procedures
- Degenerative Disc Disease
- Kyphosis
- Scoliosis
- Kyphosis Secondary to Osteoporosis
- Spondylolisthesis
- Spinal Stenosis
- Spondylosis
- Bulging / Herniated Disc
- Severe DJD

Size	1	2	3	4	5	6	EXT.
Waist Size	55.9 - 71.1cm 22" - 28"	68.6 - 83.8cm 27" - 33"	81.3 - 99.1cm 32" - 39"	96.5 - 114.3cm 38" - 45"	111.8 - 129.5cm 44" - 51"	127.0 - 142.2cm 50" - 56"	142.2cm+ 56" +

